


## What is *Read-Aloud*?



- ♥ Oasis in the desert of busy-ness
- ♥ Best time of the whole day
- ♥ Opportunity to explore the whole world together right from our own sofa
- ♥ Time building memories with our children
- ♥ Walking through the door of wonderful literature together
- ♥ Developing a taste for excellent literature, so our reading palates learn to detest junk
- ♥ Best vocabulary lesson in the world
- ♥ Best writing preparation for students who are hearing how the masters string together sentences
- ♥ Best reading strengthening time for budding readers, because they'll soon be trying to sound out words that have tickled their ears over and over, and they'll be learning to recognize old friends
- ♥ Treasure hunt time to find words that match this week's spelling rule
- ♥ The precious time this mommy will look back upon and cherish all these things in my heart!

## How to begin *Read-Aloud*?




- √ Set aside a special time (evening, right after lunch...)
- √ Set a time limit
- √ Start with shorter sessions, especially if your children are younger and unaccustomed to sitting (10-15 minutes)
- √ Build up to longer times, enough to finish a reasonable chapter
- √ Engage their minds and imaginations... with questions about the book's cover, or what do they remember from yesterday...
- √ Pause occasionally, and mysteriously ask, "What do you think is going to happen?"
- √ Change your voice for characters or emotions (not overly exaggerating, but similar to a radio program like Adventures in Odyssey)



Try to stop ... reading each day in the middle of intense action in your book! Doing so drives us all "nuts," but it surely makes us want to rush back into reading the next day. Yes, it would be easy just to go a little longer, and resolve the tension, but there are other life lessons that can be gained here, like...  
...putting the brakes on in an intense moment of temptation...  
...saving special things for the right time...

Help the children to be eager to come back to the book... They all loudly groan when I stop mid-action, and say, "I guess we'll just have to tune in tomorrow to see what happens...."



**Read-Aloud material can be chosen from:**


1. Material just above your child's current reading level.
2. Teaching Children by Diane Lopez
3. Topic related to something being studied in school
4. Classic literature lists
5. Something that meets a current delight (interest of the child)...

There are no ends to the ideas!

**BUT** there is no reason

NOT to have read-aloud time... even if all the children are older and are strong readers themselves... or if the younger ones haven't yet learned to sit...

**GO FOR IT!!!**



*Read-Aloud  
To  
My  
Children?*

*Why  
And  
How...*

Brochure Written by:  
Dr. Patti Stoudt  
Homeschool Mom and Evaluator  
2013  
[dr.patti.s@gmail.com](mailto:dr.patti.s@gmail.com)  
[www.his-homeschool-center.com](http://www.his-homeschool-center.com)